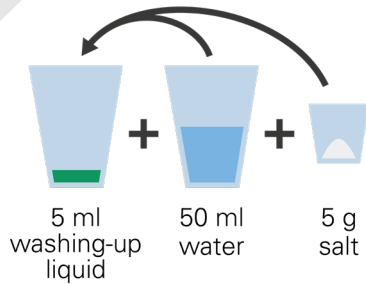


EXTRACTING DNA FROM FRUIT

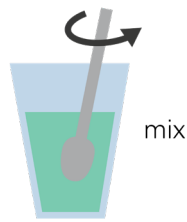
Instructions

1



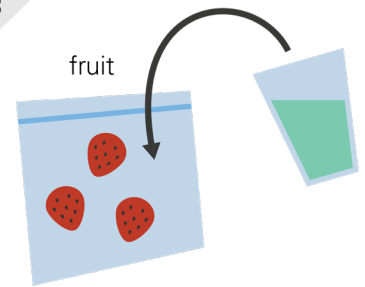
Mix the washing-up liquid, the water and the salt in one cup.

2



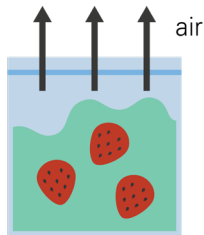
Stir gently to mix it all together.

3



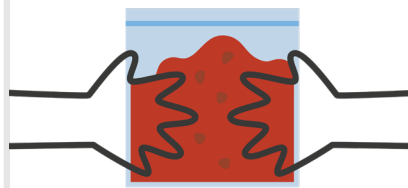
Put the fruit in a bag and add the mixture.

4



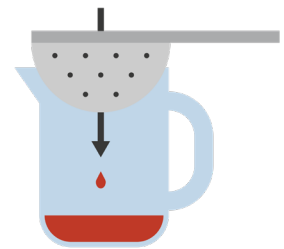
Squeeze the air out and seal the bag.

5



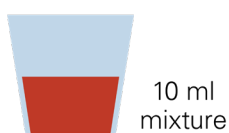
Squash to break up cells and release the DNA.

6



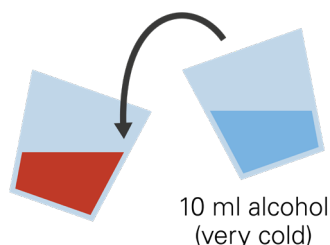
Pour the fruit mixture through the sieve and into the jug.

7



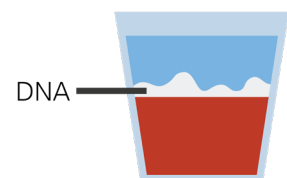
Half fill a small cup with the liquid from the jug.

8



Slowly pour very cold alcohol down the side of the small cup.

9



You should see white clumps forming in the clear layer... that's DNA!